



A Day in the Life of an iPad

Camille Johnson, K Teacher

Kate Moody, TK Teacher

Cambrian School District

Disclaimers

1) iPads are just one part of the kindergarten experience.



2) It's not about the app, it's about the application. (SAMR Model)



SAMR Model

- **R – Redefinition**
Tech allows for the creation of new tasks, previously inconceivable
- **M – Modification**
Tech allows for significant task redesign
- **A – Augmentation**
Tech allows for direct tool substitute with functional improvement
- **S – Substitution**
Tech allows for direct tool substitute with no functional improvement

Our Equipment

(Just in case you are wondering)

- Class set of iPads
- Locking Cart (to house and recharge iPads)
- Apple TV
- Headphones – Kidz Gear (\$10) – OPTIONAL
- Stylus – App Crayon (\$5) or make your own (a la Sue

Holt) <http://www.adigitalkindergarten.com/2011/10/diy-stylus-for-ece-classrooms.html>

The iPad Cart



Preparation

- # Students / # iPads
- Set up apps in folders; most used or current apps on dock
- Photo of each child / team on iPad
- iPad Rules / Test / License

iPad Test

- Name _____
- In order to earn an iPad license you must be able to do each of the following:
 - Hold an iPad
 - Carry an iPad
 - Turn on an iPad
 - Plug in headphones
 - Choose an app
 - Get an iPad out of the cart
 - Explain why we are using iPads in our classroom

How to Find Free Apps

- AppsGoneFree app



- Smart Apps for Kids – smartappsforkids.com



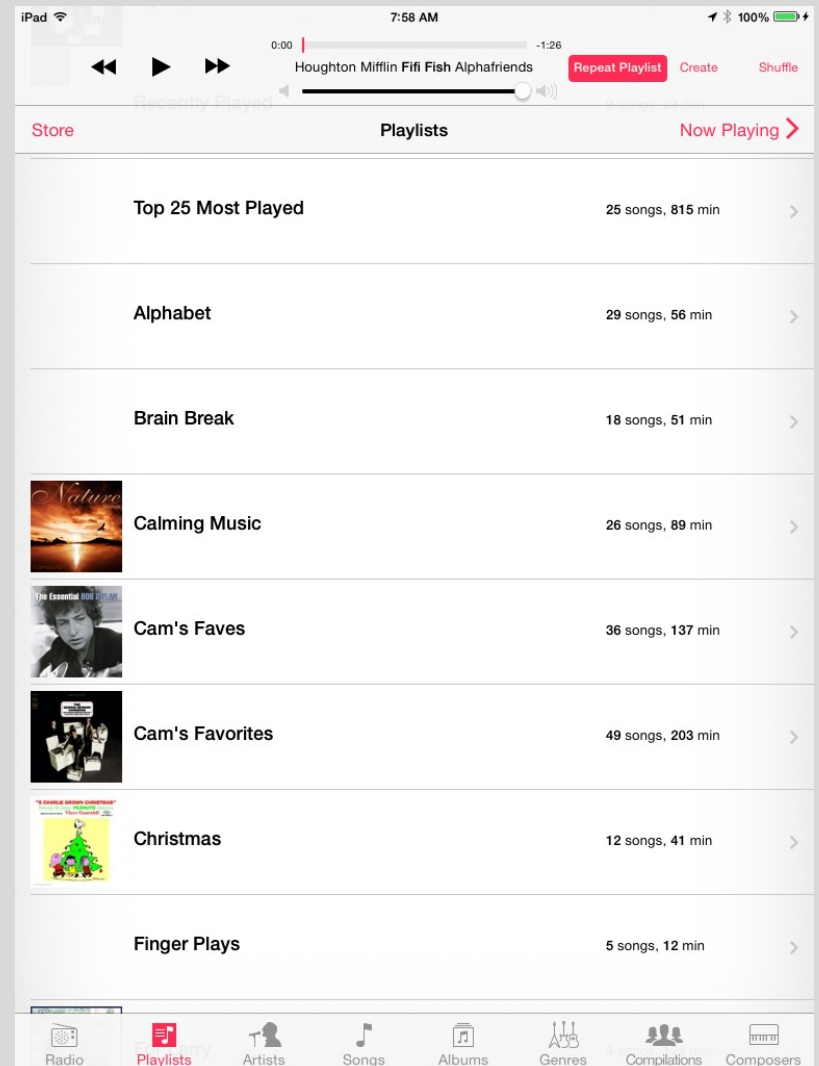
A Day in the Life of an iPad

(a fictional day!!!)




Music

- Playlists on teacher iPad
- Used as signals / background music throughout day



Handwriting

- Stylus used
- Little Writer – free
- Touch and Write \$2.99
- iTrace \$3.99 **



Guided Reading (Teacher Led)

- Sight Words app - free
- Word Wizard ** - \$2.99



Word Wizard



Independent Reading Stations

- Reading Raven \$3.99 – sequential phonics
- Digital books
- “Listening Center” with QR Codes
 - Teachers Pay Teachers – free or \$
 - SafeShare!!!!
 - Use a Scan app (example: Scan \$1.99 or QR Code Scanner Tool – free)
- Symbaloo free #kinderchat
- Sight Word QR Codes (Carolyn Kisloski) – free
- iPad Tools – free (ideas from Sue Holt)



Brain Breaks / PE

- Symbaloo – [Just Dance](http://www.symbaloo.com/home/mix/13e0cK1fi) video mix
 - <http://www.symbaloo.com/home/mix/13e0cK1fi>
[v](#) (to create your own free account)



Writing

- Book Creator app ** - \$4.99



- Skitch app free
– labeling



- Sock Puppet app – free
– story telling



Book Creator Example

Skitch Example



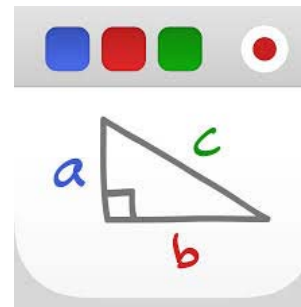
Number 14



Math



- DoodleBuddy – free
- Math Word Problems - free
- Educreations – free
- iMotion – free
- Subitize Tree – 99¢
- Geoboard - free

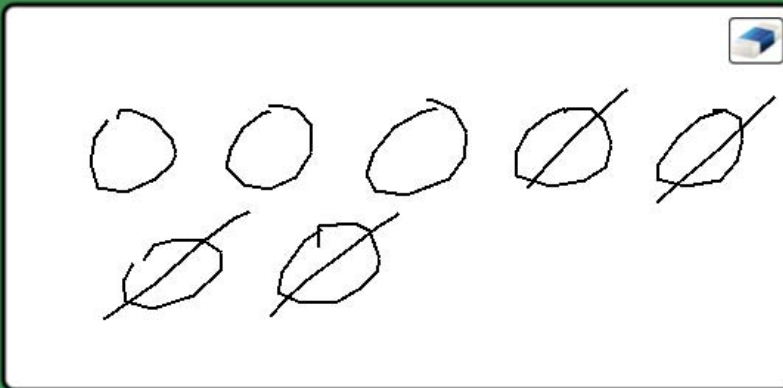


Math Word Problems App

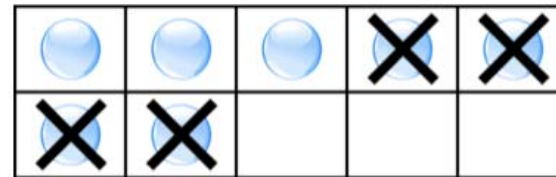


Andy blew 7 bubbles.
4 bubbles popped.
How many bubbles are left?

0 / 10



Ten Frame:



Number Path:



$$7 - 4 = 3$$

Answer:

3 bubbles are left.

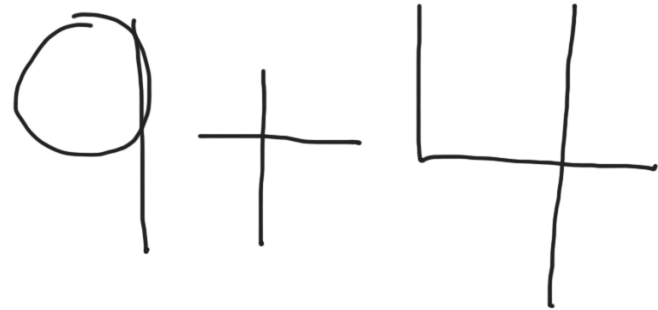
done



0	1	2	3	4	5	6	7	8	9	10
---	---	---	---	---	---	---	---	---	---	----


Educreations Example

- <https://www.educreations.com/lesson/view/9and4-math/6245596/?s=BXk9BA&ref=appemail>



A handwritten equation showing the number 9 followed by a plus sign and the number 4. The numbers are drawn with simple black lines on a white background. The 9 is a circle with a vertical line extending downwards. The 4 is a vertical line with a horizontal line extending to the right from its top, and another vertical line extending downwards from the end of that horizontal line.

iMotion Example



Social Studies

- Symbaloo – videos
- Wonderopolis app / website – wonder of the day videos



Science

- Symbaloo – videos and National Geographic Books
- Inventioneers app - free
- Coaster Frenzy app - free
- ABC Mouse Zoo 1, 2, and 3 apps - free



Coding

- Kodable – free



- Scratch Jr. – free
 - Students create character, setting, and actions



Resources

- Sue Holt
 - Blog: Digital Kindergarten
 - <http://www.adigitalkindergarten.com/>
 - <http://www.adigitalkindergarten.com/2015/01/ideas-for-using-computers-and-tablets.html> (Ideas for independent literacy stations)
- Matt Gomez
 - Blog: Matt Gomez
 - <http://mattbgomez.com/blog/>
- Kristi Meeuwse
 - Blog: I Teach with iPads
 - <http://iteachwithipads.net/>

Resources (continued)

- Carolyn Kisloski (free)
 - QR Codes for Sight Words
 - <http://ckisloski.blogspot.com/2014/12/qr-codes-for-sight-words-freebie.html>
- Apple Volume Purchase Program
 - <https://volume.itunes.apple.com/store>
 - 50% off when 20 or more copies of one app are purchased

App Lists

- Richard Byrne
 - <http://ipadapps4school.com/2014/06/06/84-ipad-apps-to-share-with-k-12-teachers-and-students/>
- Sue Holt
 - <http://www.adigitalkindergarten.com/p/my-favorite-apps-for-ipad.html>

Make Your Own eBooks

1. Use the Video Camera on the iPad to record a book
2. Save the recording to YouTube
3. Use SafeShare.tv to generate a safe link
4. Use a QR code creator like Qrafter to create a QR code for your video
5. Print out the QR code
6. Students scan the QR code using an app like Scan

Questions?

- Camille Johnson
 - tomrsjohnson@gmail.com
 - @tocamillej
 - <http://camillesopendoor.blogspot.com/>
- Kate Moody
 - moodyk@cambriansd.org
 - @moodykem